

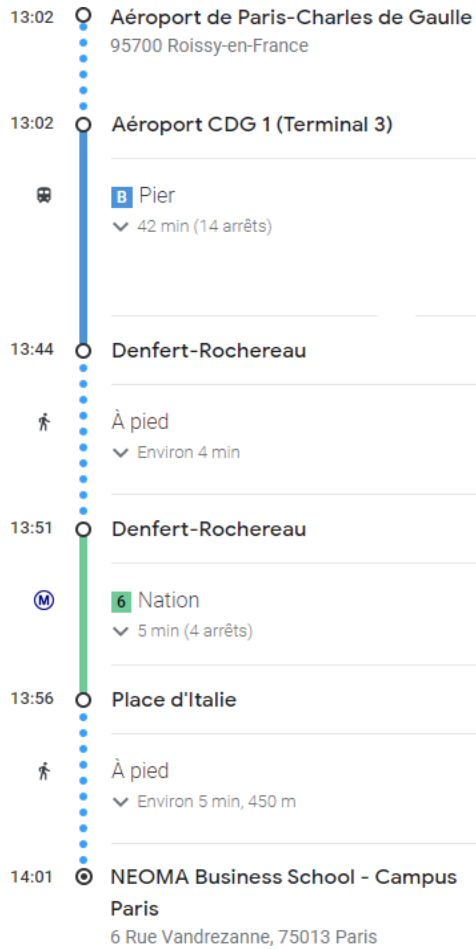
GETTING TO PARIS CAMPUS

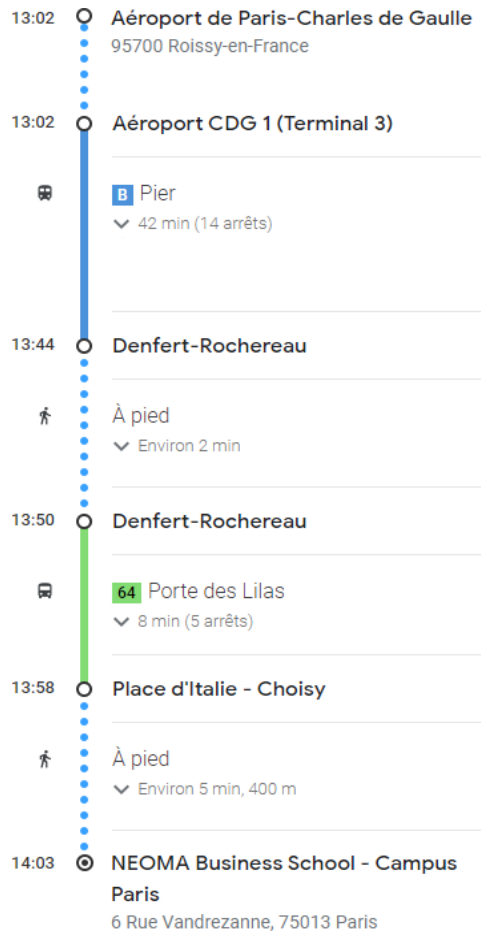


Airport
Paris-Charles
de Gaulle

FROM PARIS CHARLES DE GAULLE AIRPORT BY TRAIN AND METRO

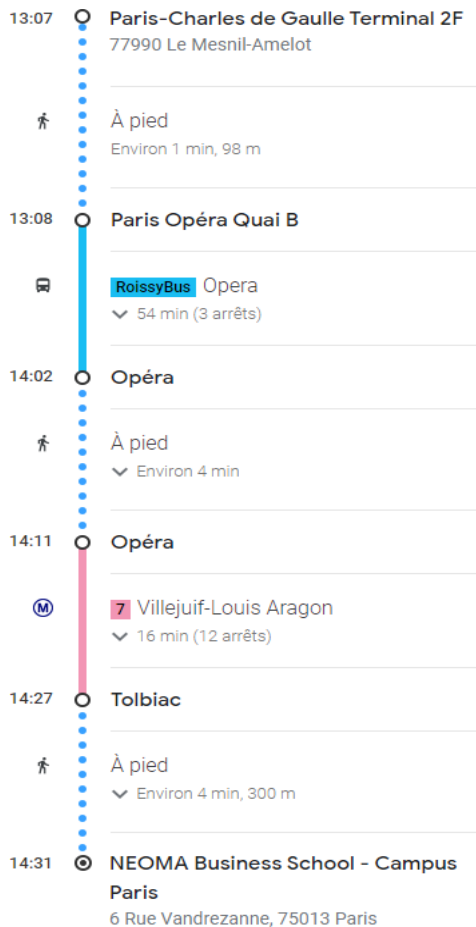
<https://www.parisaeroport.fr/en/passengers/access/paris-charles-de-gaulle/public-transport>





FROM PARIS CHARLES DE GAULLE AIRPORT BY BUS

From Roissy Charles de Gaulle airport, you can take the RoissyBus to paris saint lazare station. The journey takes about fifty (50) minutes, and the the frequency of the buses is every twenty (20) minutes.



Where and how to purchase ticket or Navigo pass in Charles de Gaulle Airport

From anywhere in the airport, follow signs reading Transports (Ground Transport), RER Trains, or Paris par train (Paris by Train). You will end up at Aéro gare 2 (Train Station 2), CDG Airport's main SNCF and RER train station

An RER train ticket from CDG Airport to central Paris costs, which you can purchase with euro coins and bills/notes, or with an accepted debit or credit card.

You may wait in line at the ticket office and buy your ticket with cash euros or a debit or credit card, or you may buy your ticket from a ticket machine. You cannot buy a ticket on the train. You must have a ticket to access the train station and to exit the station at your destination.





*Buying RER B tickets at Aéroport 2.
There's usually a human or two to help if you have problems.*

If you are under 26 years old you can benefit from a year's student transport pass. This card is 50% cheaper than the normal Navigo Pass. Regardless of the number of zones paid for, you have unlimited travel throughout all Ile-de-France (Paris and its suburbs) on weekends, public holidays and school holidays. The pass also gives you preferential movie rates and store reductions. Subscription is available only from August to January as this is when the French school year begins. For more information ask for an Imagine R dossier at any metro station or [visit their website](#). If you would like to subscribe to the "Carte Imagine R" you will have to fill out an application form which you will find at any metro station and give a photo, one school enrolment certificate and a RIB (French bank account reference). This option is recommended to students studying both Fall & Spring semester.



You can get the RATP App to:

- Find the times, in real time, of the next RER, metro, bus, Noctilien night bus, tramway and the airport lines.
- Use our geolocation feature to display all of the transport facilities available, including Velib, and the availability of bikes.
- Find the best itineraries to your destination, directly from our home page.



Free

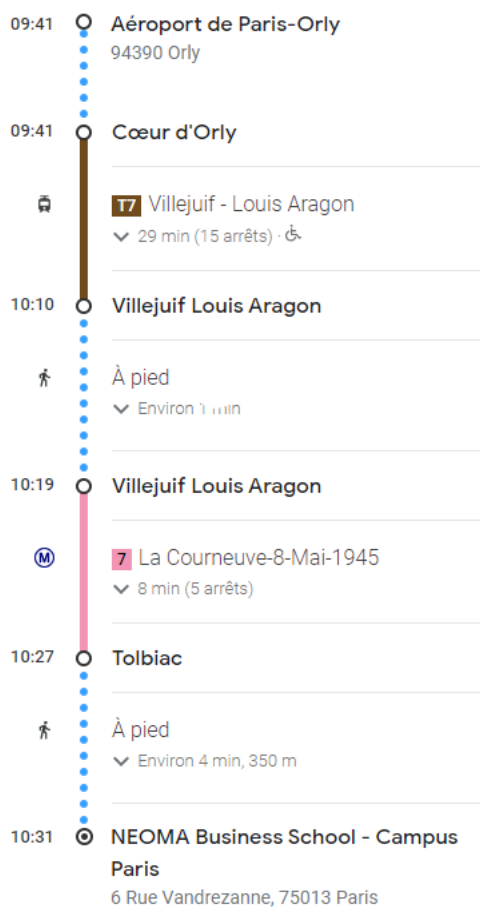
Publisher:

RATP

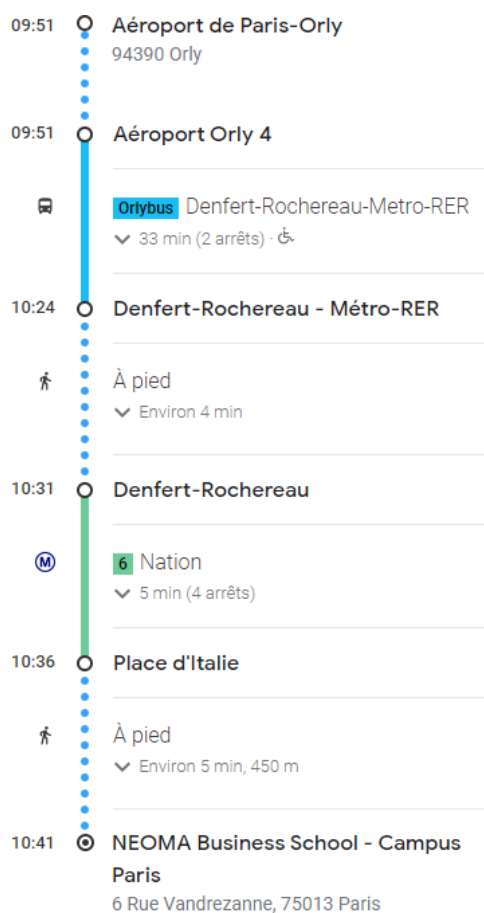
Available at:



FROM ORLY AIRPORT BY TRAMWAY AND METRO



FROM ORLY AIRPORT BY BUS




Visit the Blablabus website for more information

<https://help.blablabus.com/hc/en-gb>

You can also download the vianavigo apps to:

- Find the times, in real time, of the next RER, metro, bus, Noctilien night bus, tramway and the airport lines.
- Use our geolocation feature to display all of the transport facilities available, including Velib, and the availability of bikes.
- Find the best itineraries to your destination, directly from our home page.
- Receive customised alerts in case service is disrupted on one of the lines you use regularly.
- Display line maps in landscape mode for the RATP RER (A and B), metro, bus, Noctilien night bus, RATP tramway and airport lines (Roissybus, Orlybus and Orlyval).
- Things to do in the vicinity.



For transport tickets it is the same, you can choose to buy a ticket for a day, or you can subscribe to the imaginer's card